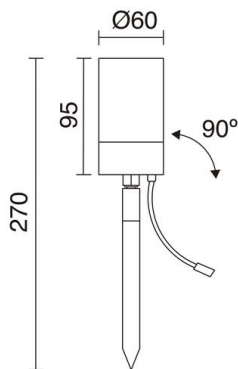


KOBE 172A-G21X1A-30

Spike Spotlight KOBE IP44 GU10 4.50W 90° Stainless steel



Kobe projector is made of stainless steel and transparent glass with IP44 to install it on the ground. It has the maximum inclination angle of 90° and its base measures 17cm. It is recommended to illuminate the passage areas, gardens, terraces.

GENERAL DATA

Category	Spotlights
Family	Kobe
Finish	[30] Stainless steel
Location	Outdoor
Installation	Floor
Body material	Inox aisi 304
Diffuser material	Transparent glass
ETIM class	EC001744
EAN	8435256558081

LIGHT SOURCES AND BEAMS

Sources	GU10 LED Bulb 4.5W max.
Lamp included	No
Beam	Indirect symmetric

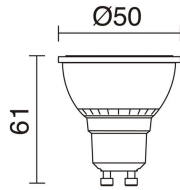
TECHNICAL DATA

Dimensions	Height x Width x Length (mm): 265 x 60 x 60
IP	IP44
Protection class	Class I
Frequency	50/60 Hz
Input voltage	110-240V AC V
Auxiliary gear	Without equipment, not needed
Weight	0.666667 Kg
Cable outlets	1
Lead wire length	1,000.0 mm
Tilt angle	90.0 °
ECORAE category I	CAT-A
ECORAE I	0.25
Periodic maintenance	Yes
Flammable surfaces	Yes

KOBE 172A-G21X1A-30

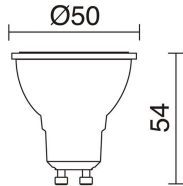
Spike Spotlight KOBE IP44 GU10 4.50W 90° Stainless steel

RECOMMENDED ACCESSORIES



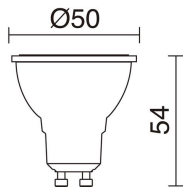
578A-L2105A-02
Lamp LED PRO GU10 LED Bulb
4.50W 300lm CRI80 4000K 38°
White

Input voltage	110-240V AC
Frequency	50/60
Wattage (W)	4.5
IP	IP20
Protection class	Class I



578A-L2104A-01
Lamp LED PRO GU10 3.50W 36°
White

Input voltage	110-240V AC
Frequency	50/60
Wattage (W)	3.5
IP	IP20
Protection class	Class I



578A-L2104A-02
Lamp LED PRO GU10 3.50W 36°
White

Input voltage	110-240V AC
Frequency	50/60
IP	IP20
Protection class	Class I