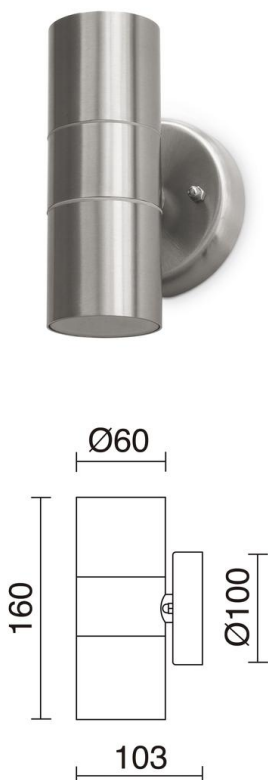


# STAN 297A-G21X1A-30

Wall Bracket STAN IP44 GU10 2x4.50W up-down Stainless steel



The STAN family consists of an appliance and a wall projector, are made of stainless steel with IP44. The projector has the maximum inclination angle of 90 ° and 350 ° rotation, while the appliance is double-emission: direct and indirect. It is recommended to illuminate the passage areas, gardens, terraces, portals.

## GENERAL DATA

Category	Surface
Family	Stan
Finish	[30] Stainless steel
Location	Outdoor
Installation	Wall
Body material	Inox aisi 304
Diffuser material	Transparent glass
ETIM class	EC0028g2
EAN	8435256557114

## LIGHT SOURCES AND BEAMS

Sources	GU10 LED Bulb 2x 4,5W max.
Energy efficiency	A++, A+, A, B, C, D, E
Lamp included	No
Beams	Direct symmetric Indirect symmetric

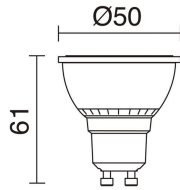
## TECHNICAL DATA

Dimensions	Height x Width x Length (mm): 16 x 60 x 103
IP	IP44
Protection class	Class I
Frequency	50/60 Hz
Input voltage	110-240V AC V
Auxiliary gear	Without equipment, not needed
Weight	0.833333 Kg
Cable outlets	1
ECORAE category I	CAT-B
ECORAE I	0.5
Periodic maintenance	Yes
Flammable surfaces	Yes

**STAN** 297A-G21X1A-30

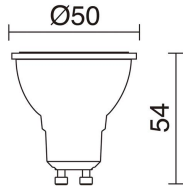
Wall Bracket STAN IP44 GU10 2x4.50W up-down Stainless steel

**RECOMMENDED ACCESSORIES**



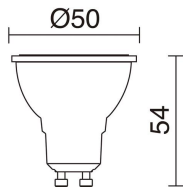
**578A-L2105A-02**  
Lamp LED PRO GU10 LED Bulb  
4.50W 300lm CRI80 4000K 38°  
White

Input voltage	110-240V AC
Frequency	50/60
Wattage (W)	4.5
IP	IP20
Protection class	Class I



**578A-L2104A-01**  
Lamp LED PRO GU10 3.50W 36°  
White

Input voltage	110-240V AC
Frequency	50/60
Wattage (W)	3.5
IP	IP20
Protection class	Class I



**578A-L2104A-02**  
Lamp LED PRO GU10 3.50W 36°  
White

Input voltage	110-240V AC
Frequency	50/60
IP	IP20
Protection class	Class I

# STAN

297A-G21X1A-30

Wall Bracket STAN IP44 GU10 2x4.50W up-down Stainless steel

## PRODUCTS OF THE SAME FAMILY

---



Stan P