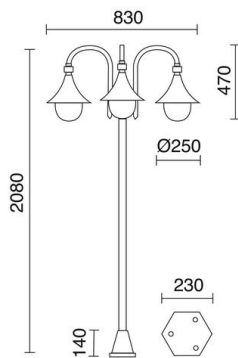


TROM 332F-G05X1A-02

Classical column 3 arms TROM IP43 E27 3x42W 2080mm Black



La familia Trom es muy extensa ya que cuenta con apliques, suspensiones y columnas de dos y tres brazos, todos disponibles en dos colores blanco y negro. Está fabricada en aluminio, su IP es 43 y está diseñada en forma de "gota". Gracias a su estilo clásico es perfecta para decorar los espacios residenciales de exterior.

GENERAL DATA

Category	Bollards and columns
Family	Trom
Finish	[o2] Black
Location	Outdoor
Installation	Floor
Body material	Aluminum
Diffuser material	Frosted methacrylate
ETIM class	EC000062
EAN	8435256507980

LIGHT SOURCES AND BEAMS

Sources	E27 LED Bulb/TC-TSE/HAL 3x 42W max.
Lamp included	No
Beam	Direct symmetric

TECHNICAL DATA

Dimensions	Height x Width x Length (mm): 2080 x 500 x 830
IP	IP43
Protection class	Class I
Frequency	50/60 Hz
Input voltage	110-240V AC V
Auxiliary gear	Without equipment, not needed
Glow wire temperature	850.0 °C
Cable outlets	1
ECORAE category I	CAT-C
ECORAE I	0.7
Anchorage included	No
Post included	Yes
Electric screwdriver	Yes

NOTES

Base y anclaje no incluido

TROM

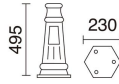
332F-G05X1A-02

Classical column 3 arms TROM IP43 E27 3x42W 2080mm Black

RECOMMENDED ACCESSORIES

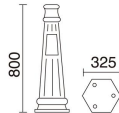
Base-Nn

Base BOOM,TROM Black



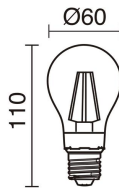
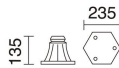
Base-Rn

Base BOOM,TROM Black



Base-Vn

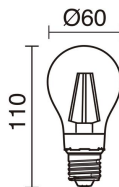
Base BOOM,TROM Black



632C-L0506B-01

Lamp LED FILAMENT E27 LED
Bulb 6W 800lm CRI80 2700K 360°

Input voltage	110-240V AC
Frequency	50/60
Wattage (W)	6.0
IP	IP20
Protection class	Class I



632C-L0506B-02

Lamp LED FILAMENT E27 LED
Bulb 6W 800lm 4000K 360°

Input voltage	110-240V AC
Frequency	50/60
Wattage (W)	6.0
IP	IP20
Protection class	Class I

TROM

332F-G05X1A-02

Classical column 3 arms TROM IP43 E27 3x42W 2080mm Black

PRODUCTS OF THE SAME FAMILY



Trom 1 arm



Trom 2 arms



Trom C



Trom W