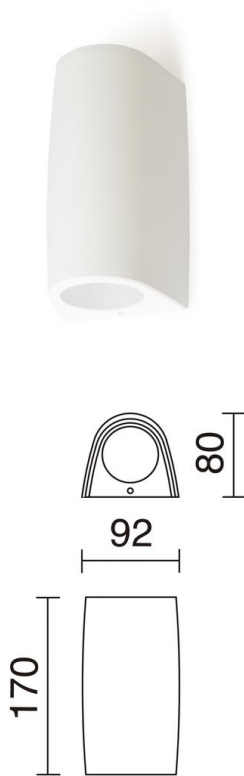


ESTEL 793A-G21X1A-01 Wall Bracket ESTEL IP55 GU10 LED MR16 2x3.50W 400lm 3000K up-down White

Familia de apliques Estel está fabricada de resina con IP55, disponible en tres colores blanco, gris y negro. La luz se emite en ambas direcciones, incluye la lámpara. Gracias a su diseño universal es apta para iluminar las zonas de paso de exterior.



GENERAL DATA

Category	Surface
Family	Estel
Finish	[01] White
Location	Outdoor
Installation	Wall
Body material	Resin
Diffuser material	Frosted polycarbonate
ETIM class	EC0028g2
EAN	8435256550344

LIGHT SOURCES AND BEAMS

Sources	GU10 LED MR16 2x 3,5W max. 2x 400lm 3000K
Lamp included	Yes
Beams	Direct symmetric Indirect symmetric

TECHNICAL DATA

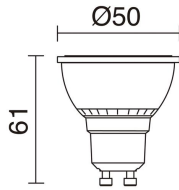
Dimensions	Height x Width x Length (mm): 170 x 92 x 80
IP	IP55
Corrosion resistance	Yes
Protection class	Class II
Frequency	50/60 Hz
Input voltage	110-240V AC V
Auxiliary gear	Without equipment, not needed
Weight	0.4 Kg
Cable outlets	1
ECORAE category I	CAT-A
ECORAE I	0.5
Flammable surfaces	Yes

NOTES

Lamp included	
Protected material against u.v.	
Luminaire suitable for installation in environments with saline atmosphere	

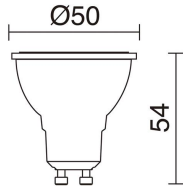
ESTEL 793A-G21X1A-01 Wall Bracket ESTEL IP55 GU10 LED MR16 2x3.50W 400lm 3000K up-down White

RECOMMENDED ACCESSORIES



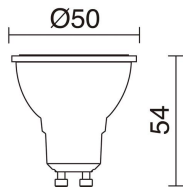
578A-L2105A-02
Lamp LED PRO GU10 LED Bulb
4.50W 300lm CRI80 4000K 38°
White

Input voltage	110-240V AC
Frequency	50/60
Wattage (W)	4.5
IP	IP20
Protection class	Class I



578A-L2104A-01
Lamp LED PRO GU10 3.50W 36°
White

Input voltage	110-240V AC
Frequency	50/60
Wattage (W)	3.5
IP	IP20
Protection class	Class I



578A-L2104A-02
Lamp LED PRO GU10 3.50W 36°
White

Input voltage	110-240V AC
Frequency	50/60
IP	IP20
Protection class	Class I

ESTEL

793A-G21X1A-01 Wall Bracket ESTEL IP55 GU10 LED MR16 2x3.50W 400lm 3000K up-down
White

COMPLEMENTARY IMAGES

