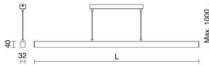


SIGMA 809A-L31RDB-03 Suspended Lamp SIGMA Dali LED SMD 44W 4010lm CRI80 3000K 48° Grey

The SIGMA family is the discretion and slenderness LED luminaire made with a section of only 32x44 mm and two lengths to efficiently illuminate a work surface, a counter hotel, an office desk. This range has been manufactured from shaped ceiling lamps and recessed version. The SIGMA lights have a possibility of regulation that make them ideal for environments such as homes, catering or hospitality environments.



GENERAL DATA


Category	Pendant
Family	Sigma
Finish	[03] Grey
Location	Indoor
Installation	Ceiling
Body material	Aluminum, Polycarbonate
Frame material	Aluminum
Reflector material	Metallic ABS
ETIM class	EC001743
EAN	8433264073077

LIGHT SOURCES AND BEAMS

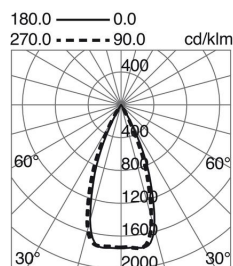
Sources	LED SMD 44W 4010lm 3000K CRI80
Energy efficiency	F (3000K)
Beam	48° - Direct symmetric

TECHNICAL DATA

Dimensions	Height x Width x Length (mm): 40 x 32 x 1117
IP	IP20
Protection class	Class I
Frequency	50/60 Hz
Dimmable	Dali
Input voltage	220-240V AC V
Output current	1.050 mA
Auxiliary gear	Electronic
UGR	19
Lifetime	60,000 h
LED lifetime L	80
LED lifetime B	20
Weight	1.8 Kg
Lead wire length	1,000.0 mm
ECORAE category I	LED-B



PHOTOMETRIC DATA



SIGMA 809A-L31RDB-03 Suspended Lamp SIGMA Dali LED SMD 44W 4010lm CRI80 3000K 48°
Grey

SIGMA 809A-L31RDB-03 Suspended Lamp SIGMA Dali LED SMD 44W 4010lm CRI80 3000K 48°
Grey

PRODUCTS OF THE SAME FAMILY



Sigma L Mini-Trim



Sigma L Trimless



Sigma M Mini-Trim



Sigma M Trimless



Sigma S Mini-Trim



Sigma S Trimless



Sigma XXL