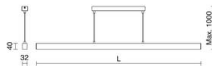


**SIGMA** 809B-L33RDB-01 Suspended Lamp SIGMA Dali LED SMD 57W 6050lm CRI80 4000K 48° White

The SIGMA family is the discretion and slenderness LED luminaire made with a section of only 32x44 mm and two lengths to efficiently illuminate a work surface, a counter hotel, an office desk. This range has been manufactured from shaped ceiling lamps and recessed version. The SIGMA lights have a possibility of regulation that make them ideal for environments such as homes, catering or hospitality environments.



**GENERAL DATA**


Category	Pendant
Family	Sigma
Finish	[01] White
Location	Indoor
Installation	Ceiling
Body material	Aluminum, Polycarbonate
Frame material	Aluminum
Reflector material	Metallic ABS
ETIM class	EC001743
EAN	8433264084721

**LIGHT SOURCES AND BEAMS**

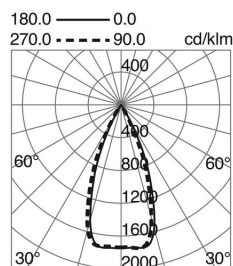
Sources	LED SMD 57W 6050lm 4000K CRI80
Energy efficiency	E (4000K)
Beam	48° - Direct symmetric

**TECHNICAL DATA**

Dimensions	Height x Width x Length (mm): 40 x 32 x 1435
IP	IP20
Protection class	Class I
Frequency	50/60 Hz
Dimmable	Dali
Input voltage	220-240V AC V
Output current	1.050 mA
Auxiliary gear	Electronic
UGR	19
Lifetime	60,000 h
LED lifetime L	80
LED lifetime B	20
Weight	2.06 Kg
Lead wire length	1,000.0 mm
ECORAE category I	LED-B



**PHOTOMETRIC DATA**



**SIGMA** 809B-L33RDB-01 Suspended Lamp SIGMA Dali LED SMD 57W 6050lm CRI80 4000K 48°  
White

**SIGMA** 809B-L33RDB-01 Suspended Lamp SIGMA Dali LED SMD 57W 6050lm CRI80 4000K 48°  
White

PRODUCTS OF THE SAME FAMILY



Sigma L Mini-Trim



Sigma L Trimless



Sigma M Mini-Trim



Sigma M Trimless



Sigma S Mini-Trim



Sigma S Trimless



Sigma XL