
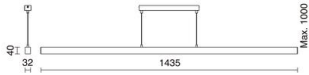


# SIGMA 809B-L38RDB-03 Suspended Lamp SIGMA Dali LED SMD 57W 6948lm CRI90 2700K 48° Grey

The SIGMA family is the discretion and slenderness LED luminaire made with a section of only 32x44 mm and two lengths to efficiently illuminate a work surface, a counter hotel, an office desk. This range has been manufactured from shaped ceiling lamps and recessed version. The SIGMA lights have a possibility of regulation that make them ideal for environments such as homes, catering or hospitality environments.



## GENERAL DATA

Category	Pendant
Family	Sigma
Finish	[03] Grey
Location	Indoor
Installation	Ceiling
Body material	Aluminum, Polycarbonate
Frame material	Aluminum
Reflector material	Metallic ABS
ETIM class	EC001743
EAN	8433264123871

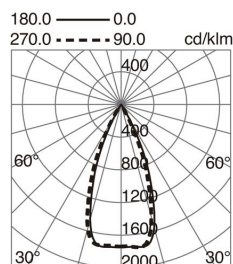
## LIGHT SOURCES AND BEAMS

Sources	LED SMD 57W 6948lm 2700K CRI90
Total flux	5840 lm
Energy efficiency	E (2700K)
Beam	48° - Direct symmetric

## TECHNICAL DATA

Dimensions	Height x Width x Length (mm): 40 x 32 x 1435
IP	IP20
Protection class	Class I
Frequency	50/60 Hz
Dimmable	Dali
Input voltage	220-240V AC V
Output current	1.050 mA
Auxiliary gear	Electronic
UGR	19
Lifetime	60,000 h
LED lifetime L	80
LED lifetime B	20
Weight	2.06 Kg
Lead wire length	1,000.0 mm
ECORAE category I	LED-B

## PHOTOMETRIC DATA



**SIGMA** 809B-L38RDB-03 Suspended Lamp SIGMA Dali LED SMD 57W 6948lm CRI90 2700K 48°  
Grey

**SIGMA** 809B-L38RDB-03 Suspended Lamp SIGMA Dali LED SMD 57W 6948lm CRI90 2700K 48°  
Grey

PRODUCTS OF THE SAME FAMILY



Sigma L Mini-Trim



Sigma L Trimless



Sigma M Mini-Trim



Sigma M Trimless



Sigma S Mini-Trim



Sigma S Trimless



Sigma XL