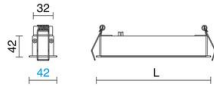


SIGMA 809D-L3313B-03 Recessed ceiling SIGMA LED SMD 11W 1380lm CRI80 4000K 48° Grey

The SIGMA family is the discretion and slenderness LED luminaire made with a section of only 32x44 mm and two lengths to efficiently illuminate a work surface, a counter hotel, an office desk. This range has been manufactured from shaped ceiling lamps and recessed version. The SIGMA lights have a possibility of regulation that make them ideal for environments such as homes, catering or hospitality environments.



GENERAL DATA

| | |
|--------------------|-------------------------|
| Category | Recessed |
| Family | Sigma |
| Finish | [03] Grey |
| Location | Indoor |
| Installation | Ceiling |
| Body material | Aluminum, Polycarbonate |
| Frame material | Aluminum |
| Reflector material | Metallic ABS |
| ETIM class | EC000282 |
| EAN | 8433264073275 |

LIGHT SOURCES AND BEAMS

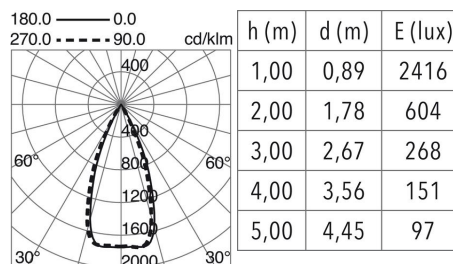
| | |
|-------------------|-------------------------------------|
| Sources | LED SMD 11W max. 1380lm 4000K CRI80 |
| Energy efficiency | E |
| Beam | 48° - Direct symmetric |

TECHNICAL DATA

| | |
|---------------------|---|
| Dimensions | Height x Width x Length (mm): 42 x 42 x 332 |
| IP | IP20 |
| Protection class | Class II |
| Frequency | 50/60 Hz |
| Input voltage | 220-240V AC V |
| Power factor | 0.9 |
| Auxiliary gear | Electronic |
| UGR | 19 |
| Lifetime | 60,000 h |
| LED lifetime L | 80 |
| LED lifetime B | 20 |
| Weight | 0.36 Kg |
| Cut hole dimensions | Length x Width x Depth (mm): 325 x 34 x 42 |
| ECORAE category I | LED-A |




PHOTOMETRIC DATA



SIGMA 809D-L3313B-03 Recessed ceiling SIGMA LED SMD 11W 1380lm CRI80 4000K 48° Grey

SIGMA 809D-L3313B-03 Recessed ceiling SIGMA LED SMD 11W 1380lm CRI80 4000K 48° Grey

COMPLEMENTARY IMAGES



PRODUCTS OF THE SAME FAMILY



Sigma L Mini-Trim



Sigma L Trimless



Sigma M Trimless



Sigma S Mini-Trim



Sigma S Trimless



Sigma XL



Sigma XXL