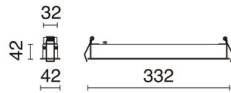


SIGMA 809D-L3813B-01 Recessed ceiling SIGMA LED SMD 11W 1544lm CRI90 2700K 48° White

The SIGMA family is the discretion and slenderness LED luminaire made with a section of only 32x44 mm and two lengths to efficiently illuminate a work surface, a counter hotel, an office desk. This range has been manufactured from shaped ceiling lamps and recessed version. The SIGMA lights have a possibility of regulation that make them ideal for environments such as homes, catering or hospitality environments.



GENERAL DATA


Category	Recessed
Family	Sigma
Finish	[01] White
Location	Indoor
Installation	Ceiling
Body material	Aluminum, Polycarbonate
Frame material	Aluminum
Reflector material	Metallic ABS
ETIM class	EC000282
EAN	8433264123925

LIGHT SOURCES AND BEAMS

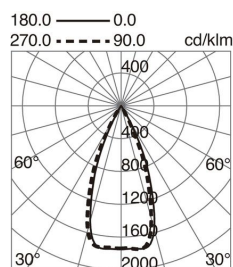
Sources	LED SMD 11W max. 1544lm 2700K CRI90
Total flux	1298 lm
Energy efficiency	E
Beam	48° - Direct symmetric

TECHNICAL DATA

Dimensions	Height x Width x Length (mm): 42 x 42 x 332
IP	IP20
Protection class	Class II
Frequency	50/60 Hz
Input voltage	220-240V AC V
Power factor	0.9
Auxiliary gear	Electronic
UGR	19
Lifetime	60.000 h
LED lifetime L	80
LED lifetime B	20
Weight	0.36 Kg
Cut hole dimensions	Length x Width x Depth (mm): 325 x 34 x 42
ECORAE category I	LED-A




PHOTOMETRIC DATA



SIGMA 809D-L3813B-01 Recessed ceiling SIGMA LED SMD 11W 1544lm CRI90 2700K 48° White

SIGMA 809D-L3813B-01 Recessed ceiling SIGMA LED SMD 11W 1544lm CRI90 2700K 48° White

COMPLEMENTARY IMAGES



PRODUCTS OF THE SAME FAMILY



Sigma L Mini-Trim



Sigma L Trimless



Sigma M Trimless



Sigma S Mini-Trim



Sigma S Trimless



Sigma XL



Sigma XXL