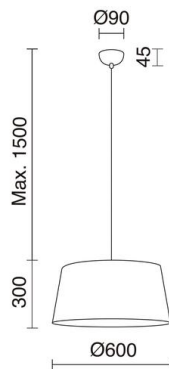


# SELMA 840A-G05X1A-55

Suspended Lamp SELMA E27 42W Synthetic fiber silver



SELMA is a light fixture that was designed in two versions: with a circular screen design and elongated and a bell-shaped screen. This pendant lamp has been made of steel and developed from synthetic fiber finish gold and silver. Novolux group recommends using LED lamps as a light source for this luminaire.

## GENERAL DATA

Category	Pendant
Family	Selma
Finish	[55] Synthetic fiber silver
Location	Indoor
Installation	Ceiling
Body material	Steel
Diffuser material	PVC (Policloruro de Vinilo)
ETIM class	EC001743
EAN	8435258618103

## LIGHT SOURCES AND BEAMS

Sources	E27 LED Bulb/TC-TSE/HAL 42W max.
Lamp included	No
Beam	

## TECHNICAL DATA

Dimensions	Height x Width x Length (mm): 1200 x 600 x 600
IP	IP20
Protection class	Class II
Frequency	50/60 Hz
Input voltage	110-240V AC V
ECORAE category I	CAT-B






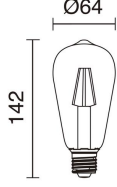
## NOTES

Shade included

# SELMA 840A-G05X1A-55

Suspended Lamp SELMA E27 42W Synthetic fiber silver

## RECOMMENDED ACCESSORIES

		<p><b>632F-L0504B-01</b> Lamp LED FILAMENT E27 LED Bulb 4W 470lm CRI80 2700K 360°</p>	<table border="1"> <tbody> <tr> <td>Input voltage</td> <td>220-240V AC</td> </tr> <tr> <td>Frequency</td> <td>50/60</td> </tr> <tr> <td>Wattage (W)</td> <td>4.0</td> </tr> <tr> <td>IP</td> <td>IP20</td> </tr> <tr> <td>Protection class</td> <td>Class I</td> </tr> </tbody> </table>	Input voltage	220-240V AC	Frequency	50/60	Wattage (W)	4.0	IP	IP20	Protection class	Class I
Input voltage	220-240V AC												
Frequency	50/60												
Wattage (W)	4.0												
IP	IP20												
Protection class	Class I												
		<p><b>632C-L0506B-01</b> Lamp LED FILAMENT E27 LED Bulb 6W 800lm CRI80 2700K 360°</p>	<table border="1"> <tbody> <tr> <td>Input voltage</td> <td>110-240V AC</td> </tr> <tr> <td>Frequency</td> <td>50/60</td> </tr> <tr> <td>Wattage (W)</td> <td>6.0</td> </tr> <tr> <td>IP</td> <td>IP20</td> </tr> <tr> <td>Protection class</td> <td>Class I</td> </tr> </tbody> </table>	Input voltage	110-240V AC	Frequency	50/60	Wattage (W)	6.0	IP	IP20	Protection class	Class I
Input voltage	110-240V AC												
Frequency	50/60												
Wattage (W)	6.0												
IP	IP20												
Protection class	Class I												
		<p><b>632G-L0504B-01</b> Lamp LED FILAMENT E27 LED Bulb 4W 470lm CRI80 2700K 360°</p>	<table border="1"> <tbody> <tr> <td>Input voltage</td> <td>220-240V AC</td> </tr> <tr> <td>Frequency</td> <td>50/60</td> </tr> <tr> <td>Wattage (W)</td> <td>4.0</td> </tr> <tr> <td>IP</td> <td>IP20</td> </tr> <tr> <td>Protection class</td> <td>Class I</td> </tr> </tbody> </table>	Input voltage	220-240V AC	Frequency	50/60	Wattage (W)	4.0	IP	IP20	Protection class	Class I
Input voltage	220-240V AC												
Frequency	50/60												
Wattage (W)	4.0												
IP	IP20												
Protection class	Class I												

# SELMA 840A-G05X1A-55

Suspended Lamp SELMA E27 42W Synthetic fiber silver

## PRODUCTS OF THE SAME FAMILY

---



Selma