

# SELMA 840B-G05X1A-56

Suspended Lamp SELMA E27 42W Synthetic fiber gold



SELMA is a light fixture that was designed in two versions: with a circular screen design and elongated and a bell-shaped screen. This pendant lamp has been made of steel and developed from synthetic fiber finish gold and silver. Novolux group recommends using LED lamps as a light source for this luminaire.

## GENERAL DATA

Category	Pendant
Family	Selma
Finish	[56] Synthetic fiber gold
Location	Indoor
Installation	Ceiling
Body material	Steel
Diffuser material	PVC (Policloruro de Vinilo)
ETIM class	EC001743
EAN	8435258618134

## LIGHT SOURCES AND BEAMS



Sources	E27 LED Bulb/TC-TSE/HAL 42W max.
Lamp included	No
Beam	

## TECHNICAL DATA

Dimensions	Height x Width x Length (mm): 1200 x 150 x 150
IP	IP20
Protection class	Class II
Frequency	50/60 Hz
Input voltage	110-240V AC V
Weight	0.55 Kg
Cable outlets	1
ECORAE category I	CAT-B

## NOTES

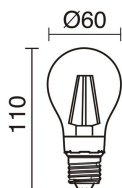
Shade included



# SELMA 840B-G05X1A-56

Suspended Lamp SELMA E27 42W Synthetic fiber gold

## RECOMMENDED ACCESSORIES



### 632C-L0506B-01

Lamp LED FILAMENT E27 LED  
Bulb 6W 800lm CRI80 2700K 360°

Input voltage	110-240V AC
Frequency	50/60
Wattage (W)	6.0
IP	IP20
Protection class	Class I

# SELMA 840B-G05X1A-56

Suspended Lamp SELMA E27 42W Synthetic fiber gold

## PRODUCTS OF THE SAME FAMILY

---



Selma XL