

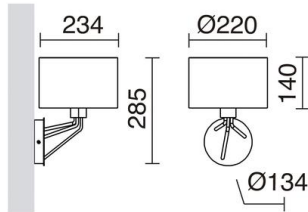
DIAGONAL 855E-G05X1A-01-SA Wall Bracket DIAGONAL E27 13W White Synthetic white



Diagonal is a family of luminaires extensive interior, including floor and table lamps, sconces and hanging lamps. Is a family that provides the option of customizing the computer because their screens are available in various sizes and colors, made of steel and methacrylate with just mate. It is an ideal to illuminate the interior spaces of residential houses and hotel chains set.

GENERAL DATA

Category	Surface
Family	Diagonal
Finish	[01] White / [SA] Synthetic white
Location	Indoor
Installation	Wall
Body material	Steel
Diffuser material	Sintética
EAN	8433264167899



LIGHT SOURCES AND BEAMS

Sources	E27 LED Bulb 13W max.
Lamp included	No

TECHNICAL DATA

Dimensions	Diameter x Height x Depth (mm): 285 x 302 x 234
IP	IP20
Protection class	Class I
Frequency	50/60 Hz
Input voltage	110-240V AC V




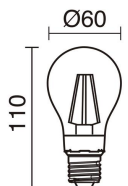


NOTES

Shade included	
----------------	--



DIAGONAL 855E-G05X1A-01-SA Wall Bracket DIAGONAL E27 13W White Synthetic white

RECOMMENDED ACCESSORIES

		<p>632H-L0504B-01 Lamp LED FILAMENT E27 LED Bulb 4W 450lm/450lm CRI80 2000K/2500K White</p>	<table border="1"> <tr><td>Input voltage</td><td>220-240V AC</td></tr> <tr><td>Frequency</td><td>50/60</td></tr> <tr><td>Wattage (W)</td><td>4.0</td></tr> <tr><td>IP</td><td>IP20</td></tr> </table>	Input voltage	220-240V AC	Frequency	50/60	Wattage (W)	4.0	IP	IP20		
Input voltage	220-240V AC												
Frequency	50/60												
Wattage (W)	4.0												
IP	IP20												
		<p>632C-L0506B-01 Lamp LED FILAMENT E27 LED Bulb 6W 800lm CRI80 2700K 360°</p>	<table border="1"> <tr><td>Input voltage</td><td>110-240V AC</td></tr> <tr><td>Frequency</td><td>50/60</td></tr> <tr><td>Wattage (W)</td><td>6.0</td></tr> <tr><td>IP</td><td>IP20</td></tr> <tr><td>Protection class</td><td>Class I</td></tr> </table>	Input voltage	110-240V AC	Frequency	50/60	Wattage (W)	6.0	IP	IP20	Protection class	Class I
Input voltage	110-240V AC												
Frequency	50/60												
Wattage (W)	6.0												
IP	IP20												
Protection class	Class I												
		<p>632C-L0506B-02 Lamp LED FILAMENT E27 LED Bulb 6W 800lm 4000K 360°</p>	<table border="1"> <tr><td>Input voltage</td><td>110-240V AC</td></tr> <tr><td>Frequency</td><td>50/60</td></tr> <tr><td>Wattage (W)</td><td>6.0</td></tr> <tr><td>IP</td><td>IP20</td></tr> <tr><td>Protection class</td><td>Class I</td></tr> </table>	Input voltage	110-240V AC	Frequency	50/60	Wattage (W)	6.0	IP	IP20	Protection class	Class I
Input voltage	110-240V AC												
Frequency	50/60												
Wattage (W)	6.0												
IP	IP20												
Protection class	Class I												

DIAGONAL

855E-G05X1A-01-SA Wall Bracket DIAGONAL E27 13W White Synthetic white

PRODUCTS OF THE SAME FAMILY



Diagonal C



Diagonal F



Diagonal M



Diagonal S