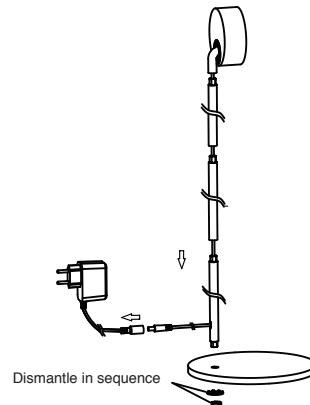
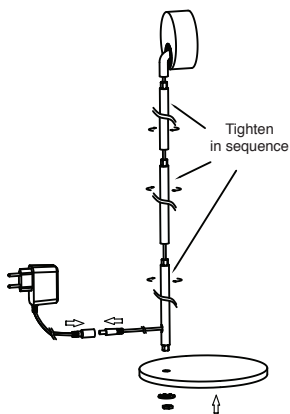


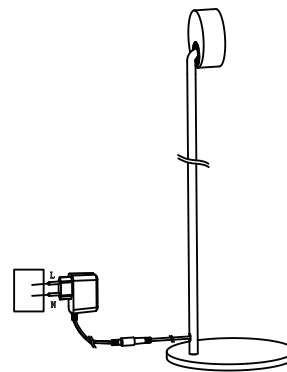
1. Separate the part by pullint them apart



2. Connect parts by



3. Tighten up the parts to make it stable



4. Connect it in power



1. The installation must be done in strict accordance with the instruction
2. Please don't install the lighting in easily damaged, deformed, unsteady ceiling.
3. Please make sure you have cut off the power supply before install, changing or cleaning the lamp.
4. PLease make sure there is no component loose.

