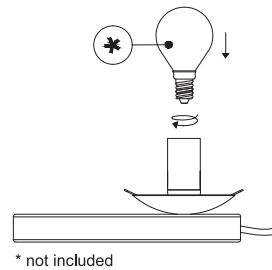
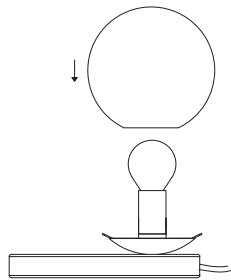


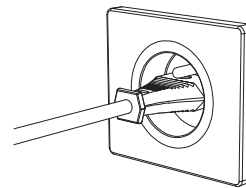
1. Take down the glass shade from the base



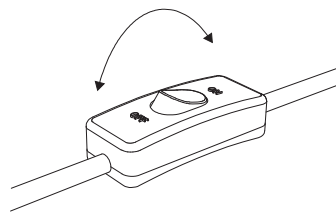
2. Install the bulb



3. Press the clip with hand and install the glass shade



4. Plug it in



5. Control the ON / OFF switch