
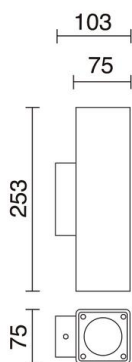


STONE 965A-G21X1A-NN Wall Bracket STONE IP65 GU10 2x12W up-down Concrete natural



The Stone family, made of concrete and anthracite, white, red and natural finishes, provides a wide variety of decorative and functional lighting solutions. It is composed of appliques, ceiling and beacon attached, all with IP65 protection and IP connector included to facilitate a correct assembly.

GENERAL DATA

Category	Surface
Family	Stone
Finish	[NN] Concrete natural
Location	Outdoor
Installation	Wall
Body material	Concrete
Diffuser material	Transparent glass
Frame material	Inox aisi 316
ETIM class	EC0028g2
EAN	8433264114480

LIGHT SOURCES AND BEAMS

Sources	GU10 QPAR-16/LED Bulb 2x 12W max.
Lamp included	No
Beams	Direct symmetric Indirect symmetric

TECHNICAL DATA

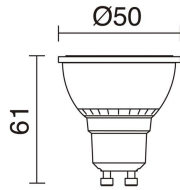
Dimensions	Length x Width x Height (mm): 75 x 103 x 253
IP	IP65
IK	08
Protection class	Class I
Frequency	50/60 Hz
Input voltage	110-240V AC V
Auxiliary gear	Without equipment, not needed
Operating temperature range	-20 - 40 °C
Weight	1.88 Kg
Cable outlets	1
ECORAAE category I	CAT-A
ECORAAE I	0.5
Anchorage included	Yes
Flammable surfaces	Yes

NOTES

IP connector included

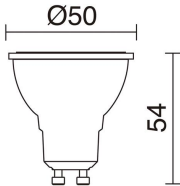
STONE 965A-G21X1A-NN Wall Bracket STONE IP65 GU10 2x12W up-down Concrete natural

RECOMMENDED ACCESSORIES



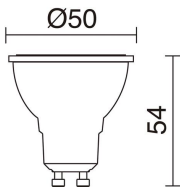
578A-L2105A-02
Lamp LED PRO GU10 LED Bulb
4.50W 300lm CRI80 4000K 38°
White

Input voltage	110-240V AC
Frequency	50/60
Wattage (W)	4.5
IP	IP20
Protection class	Class I



578A-L2104A-01
Lamp LED PRO GU10 3.50W 36°
White

Input voltage	110-240V AC
Frequency	50/60
Wattage (W)	3.5
IP	IP20
Protection class	Class I



578A-L2104A-02
Lamp LED PRO GU10 3.50W 36°
White

Input voltage	110-240V AC
Frequency	50/60
IP	IP20
Protection class	Class I

STONE

965A-G21X1A-NN Wall Bracket STONE IP65 GU10 2x12W up-down Concrete natural

COMPLEMENTARY IMAGES



PRODUCTS OF THE SAME FAMILY



Stone H510



Stone Wall
L400



Stone Wall Round