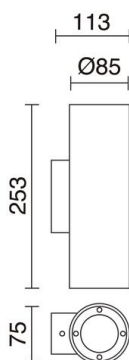


# STONE 965B-G21X1A-NR

Wall Bracket STONE IP65 GU10 2x12W up-down Concrete rojo



The Stone family, made of concrete and anthracite, white, red and natural finishes, provides a wide variety of decorative and functional lighting solutions. It is composed of appliques, ceiling and beacon attached, all with IP65 protection and IP connector included to facilitate a correct assembly.

### GENERAL DATA

Category	Surface
Family	Stone
Finish	[NR] Concrete rojo
Location	Outdoor
Installation	Wall
Body material	Concrete
Diffuser material	Transparent glass
Frame material	Inox aisi 316
ETIM class	EC0028g2
EAN	8433264114510

### LIGHT SOURCES AND BEAMS

Sources	GU10 QPAR-16/LED Bulb 2x 12W max.
Lamp included	No
Beams	Direct symmetric Indirect symmetric

### TECHNICAL DATA

Dimensions	Diameter x Width x Height (mm): 85 x 113 x 253
IP	IP65
IK	08
Protection class	Class I
Frequency	50/60 Hz
Input voltage	110-240V AC V
Auxiliary gear	Without equipment, not needed
Operating temperature range	-20 - 40 °C
Weight	2.1 Kg
Cable outlets	1
ECORAAE category I	CAT-A
ECORAAE I	0.5
Anchorage included	Yes
Flammable surfaces	Yes

### NOTES

IP connector included

# STONE 965B-G21X1A-NR

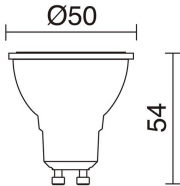
Wall Bracket STONE IP65 GU10 2x12W up-down Concrete rojo

## RECOMMENDED ACCESSORIES



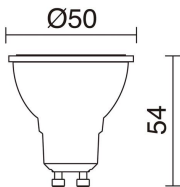
**578A-L2105A-02**  
Lamp LED PRO GU10 LED Bulb  
4.50W 300lm CRI80 4000K 38°  
White

Input voltage	110-240V AC
Frequency	50/60
Wattage (W)	4.5
IP	IP20
Protection class	Class I



**578A-L2104A-01**  
Lamp LED PRO GU10 3,50W 36°  
White

Input voltage	110-240V AC
Frequency	50/60
Wattage (W)	3.5
IP	IP20
Protection class	Class I



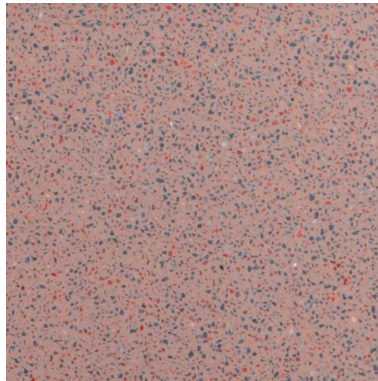
**578A-L2104A-02**  
Lamp LED PRO GU10 3,50W 36°  
White

Input voltage	110-240V AC
Frequency	50/60
IP	IP20
Protection class	Class I

# STONE 965B-G21X1A-NR

Wall Bracket STONE IP65 GU10 2x12W up-down Concrete rojo

## COMPLEMENTARY IMAGES



## PRODUCTS OF THE SAME FAMILY



Stone H510



Stone Wall L400



Stone Wall Square