


# STONE 965D-G21X1A-NN

Surface Mounted STONE IP65 GU10 12W Concrete natural

The Stone family, made of concrete and anthracite, white, red and natural finishes, provides a wide variety of decorative and functional lighting solutions. It is composed of appliques, ceiling and beacon attached, all with IP65 protection and IP connector included to facilitate a correct assembly.



### GENERAL DATA

Category	Surface
Family	Stone
Finish	[NN] Concrete natural
Location	Outdoor
Installation	Ceiling
Body material	Concrete
Diffuser material	Transparent glass
Frame material	Inox aisi 316
ETIM class	EC0028g2
EAN	8433264350147

### LIGHT SOURCES AND BEAMS

Sources	GU10 QPAR-16/LED Bulb 12W max.
Lamp included	No
Beam	Direct symmetric

### TECHNICAL DATA

Dimensions	Diameter x Height (mm): 90 x 128
IP	IP65
IK	08
Protection class	Class I
Frequency	50/60 Hz
Input voltage	110-240V AC V
Auxiliary gear	Without equipment, not needed
Operating temperature range	-20 - 40 °C
Weight	2.1 Kg
Cable outlets	1
ECORAE category I	CAT-A
ECORAE I	0.5
Anchorage included	Yes
Flammable surfaces	Yes



### NOTES

IP connector included

# STONE 965D-G21X1A-NN

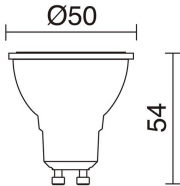
Surface Mounted STONE IP65 GU10 12W Concrete natural

## RECOMMENDED ACCESSORIES



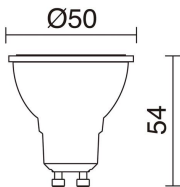
**578A-L2105A-02**  
Lamp LED PRO GU10 LED Bulb  
4.50W 300lm CRI80 4000K 38°  
White

Input voltage	110-240V AC
Frequency	50/60
Wattage (W)	4.5
IP	IP20
Protection class	Class I



**578A-L2104A-01**  
Lamp LED PRO GU10 3.50W 36°  
White

Input voltage	110-240V AC
Frequency	50/60
Wattage (W)	3.5
IP	IP20
Protection class	Class I



**578A-L2104A-02**  
Lamp LED PRO GU10 3.50W 36°  
White

Input voltage	110-240V AC
Frequency	50/60
IP	IP20
Protection class	Class I

# STONE 965D-G21X1A-NN

Surface Mounted STONE IP65 GU10 12W Concrete natural

**PRODUCTS OF THE SAME FAMILY**

---



Stone H510



Stone Wall L400



Stone Wall Round



Stone Wall Square