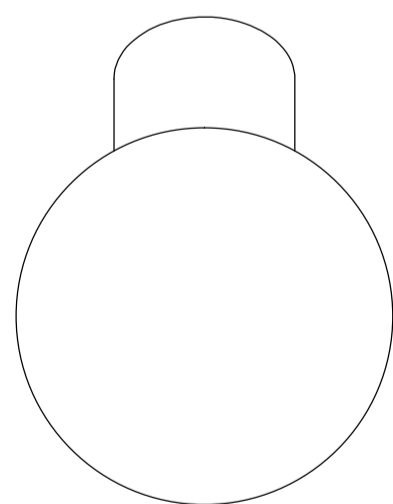
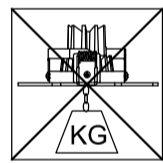
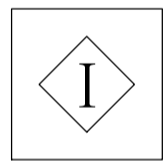

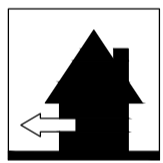
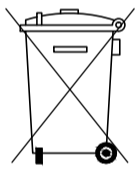


1. SWITCH OFF MAIN
2. MAKE HOLE PATTERN
3. INSTALL THE BASE PLATE
4. CONNECT LAMP TO THE MAIN
5. DRIVE IN THE SCREWS UNTILL TIGHT
6. SWITCH ON THE MAIN AND LIGHT ON



BL272
D125xH170(mm)
LED-3W

Lamp: CREE COB LED
 Color: 2700K/3000K/4000K/6000K
 Color rendering: Ra90
 Input: 100V-240V AC
 Current: Constant 300mA
 Frequency: 50/60Hz
 Watt: 3W
 Life span: 40,000hrs
 Operating temp: -20°C--+40°C
 IP65
 Dimmable: NO

Cautions: a. Installed by qualified electrician
 b. Use only power-supply supplied by manufacturer for products guarantee