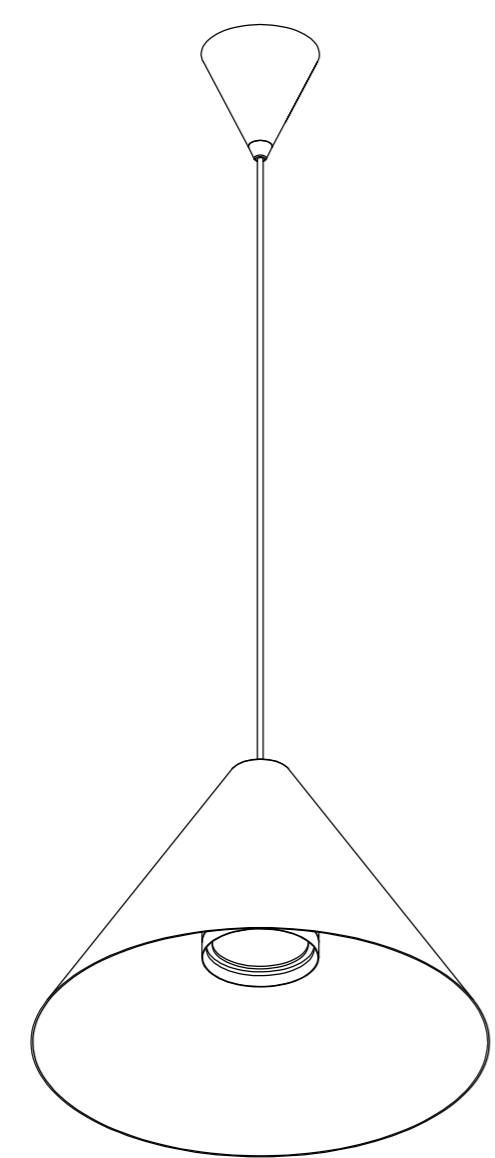
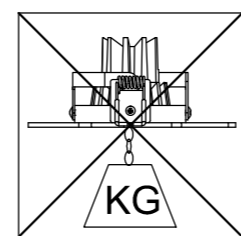
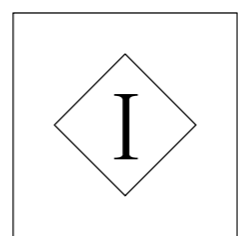
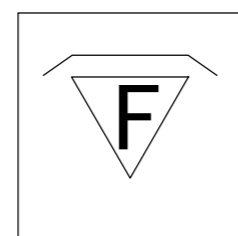
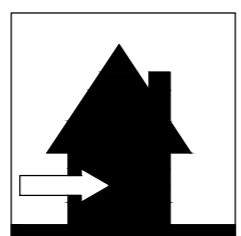
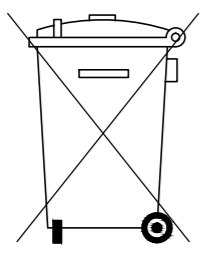


- 01.SWITCH OFF MAIN
- 02.MAKE HOLE PATTERN
- 03.INSTALL THE BASE PLATE
- 04.CONNECT LAMP TO THE MAIN
- 05.DRIVE IN THE SCREWS UNTILL TIGHT
- 06.SWITCH ON THE MAIN AND LIGHT ON



PL228
D310xH2000(mm)
COB-9W

Lamp:CREE COB LED
 Color: 2700K/3000K/4000K/6000K
 Color rendering: Ra90
 Input: 220V-240V AC
 Current: Constant 250mA
 Frequency: 50/60Hz
 Watt: 9W
 Life span: 20,000hrs
 Operating temp: -20°C-+40°C
 Indoor use only
 IP20
 Dimmable: NO

Cautions: a.Installed by qualified electrician
 b.Use only power-supply supplied
 by manufacturer for products guarantee