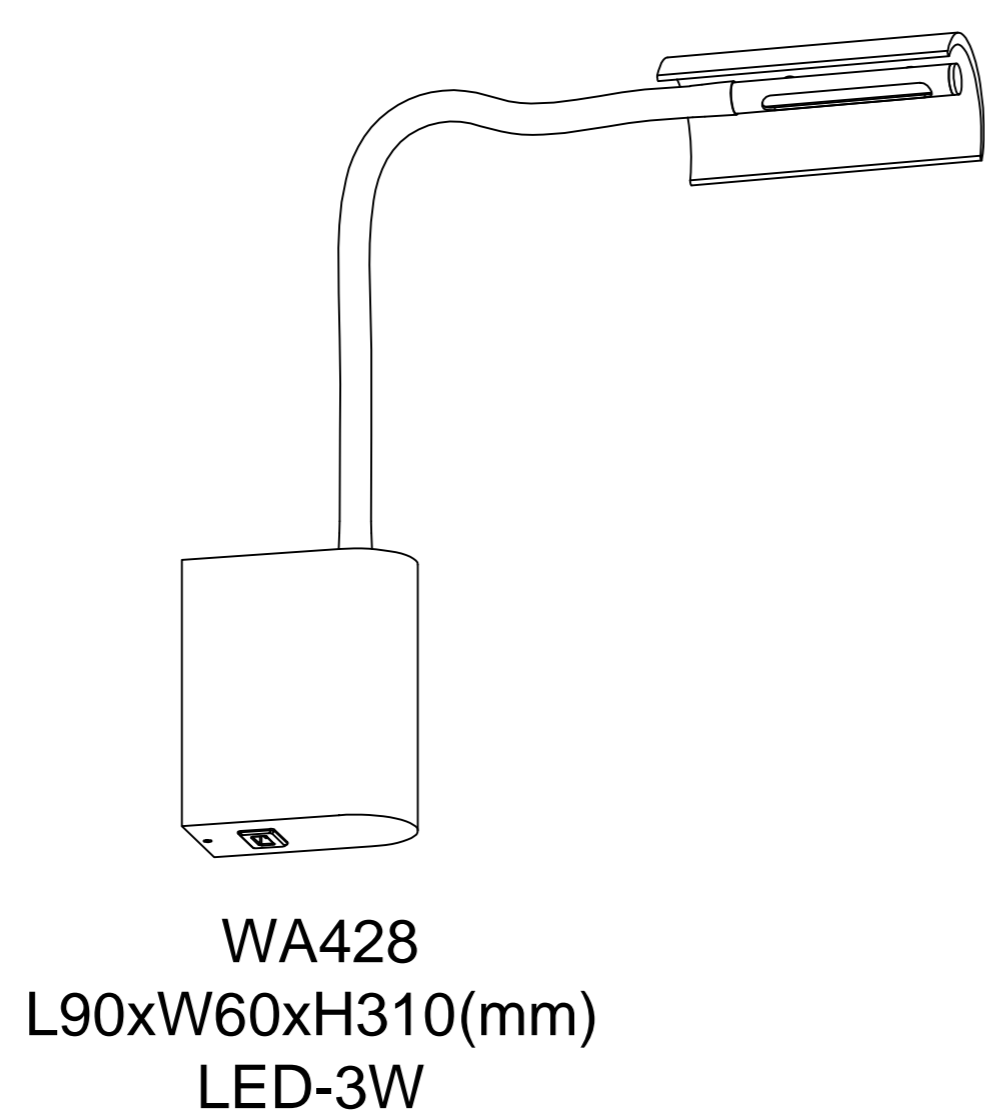
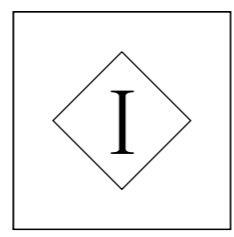
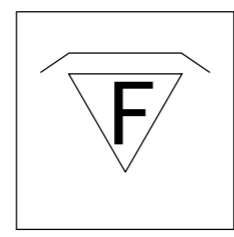
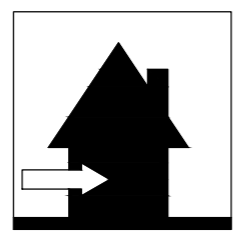
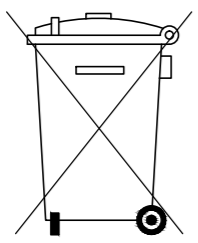


- 01.SWITCH OFF MAIN
- 02.MAKE HOLE PATTERN
- 03.INSTALL THE BASE PLATE
- 04.CONNECT LAMP TO THE MAIN
- 05.DRIVE IN THE SCREWS UNTILL TIGHT
- 06.SWITCH ON THE MAIN AND LIGHT ON



Lamp : SMD-2835 LED  
 Color : 2700K/3000K/4000K/6000K  
 Color rendering : Ra80  
 Input : 100V-240V AC  
 Current : Constant 350mA  
 Frequency : 50/60Hz  
 Watt : 3W  
 USB charging 5V / 1A  
 Life span : 20,000hrs  
 Operating temp : -20°C --+40°C  
 Indoor use only  
 IP20  
 Dimmable : NO

Cautions: a.Installed by qualified electrician  
 b.Use only power-supply supplied  
 by manufacturer for products guarantee