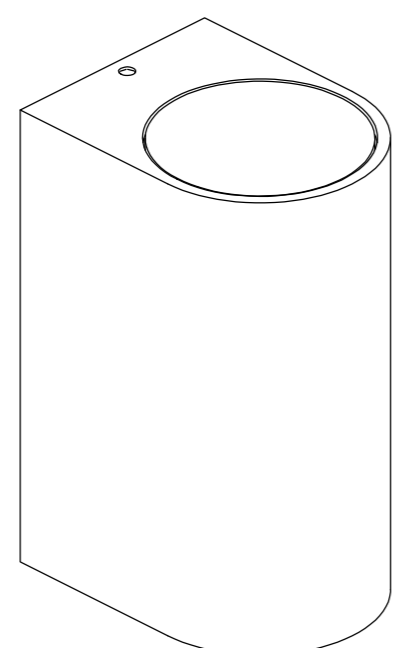
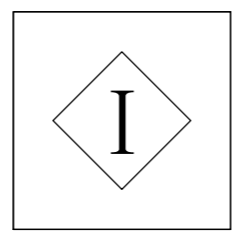
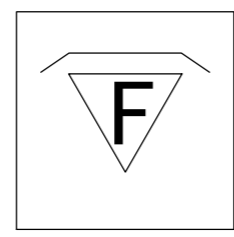
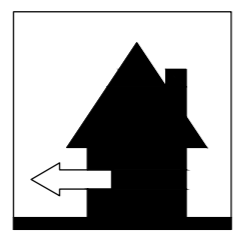
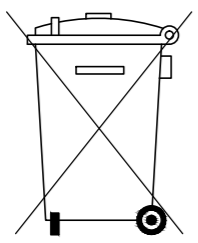


- 01.SWITCH OFF MAIN
- 02.MAKE HOLE PATTERN
- 03.INSTALL THE BASE PLATE
- 04.CONNECT LAMP TO THE MAIN
- 05.DRIVE IN THE SCREWS UNTILL TIGHT
- 06.SWITCH ON THE MAIN AND LIGHT ON



WA453  
L65xW80xH100(mm)  
LED-10W

Lamp: CREE COB LED  
 Color: 2700K/3000K/4000K/6000K  
 Color rendering: Ra90  
 Input: 220V-240V AC  
 Current: Constant 300mA  
 Frequency: 50/60Hz  
 Watt: 10W  
 Life span: 20,000hrs  
 Operating temp: -20°C - +40°C  
 IP65  
 Dimmable: NO

Cautions: a.Installed by qualified electrician  
 b.Use only power-supply supplied  
 by manufacturer for products guarantee