

Almendra Linear Suspension 3

Designed by Patricia Urquiola, 2022

45W - 1371lm - 2700K - CRI> 95

Suspension lamp with diffused light emission available in linear and organic compositions. Tubular structure made of aluminium and CNC aluminium terminals with matte or metallized finish. Edge Lighting technology integrated. Light units can be turned by steps of 60° within the structure in order to change the direction of the light emitted. Metal rosette with matte white finish. The integrated electronics in the ceiling rose allow the use of different dimming systems: 1-10V, DALI, push-dim or potentiometer. Useful length of the cable 3 mt. The product has been designed according to the ISCC standards and it is assembled with total absence of glued components so that it can be completely separated for future recyclability.

Are you a professional and your project needs consulting and support?

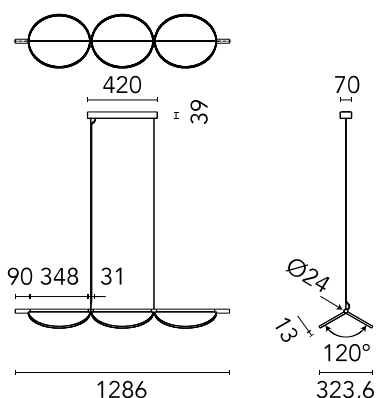
BOOK AN APPOINTMENT

Main specifications

EAN	8059607048269
Mounting	Suspension
Environments	Indoor dry location
Light source type	LED
Light sources included	Yes
LED type	Edge Lighting
Power (W)	45
Lumen Output (lm)	1371

Physical

Colour	Nude
Length (mm)	1286
Cord colour	Clear
Cord length (mm)	2800
Canopy colour	White
Canopy length/diameter (mm)	420
Canopy width (mm)	70
Canopy height (mm)	39
Net weight (kg)	7.14
Package volume (m3)	0.15
IP internal	20



Download

Mounting instructions [Download PDF](#)

Photometric Files


LDT / IES [Download LDT](#)

Technical Drawings

2D [Download ZIP](#)

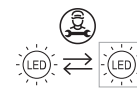
3D [Download ZIP](#)

[Bim](#) [Download ZIP](#)

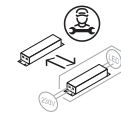


Ecodesign and Energy Labelling

This product contains a light source of energy efficiency class E

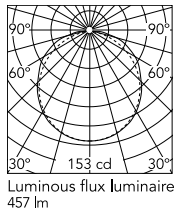


Replaceable (LED only) light source by a professional



Replaceable control gear by a professional

Schematic light drawing



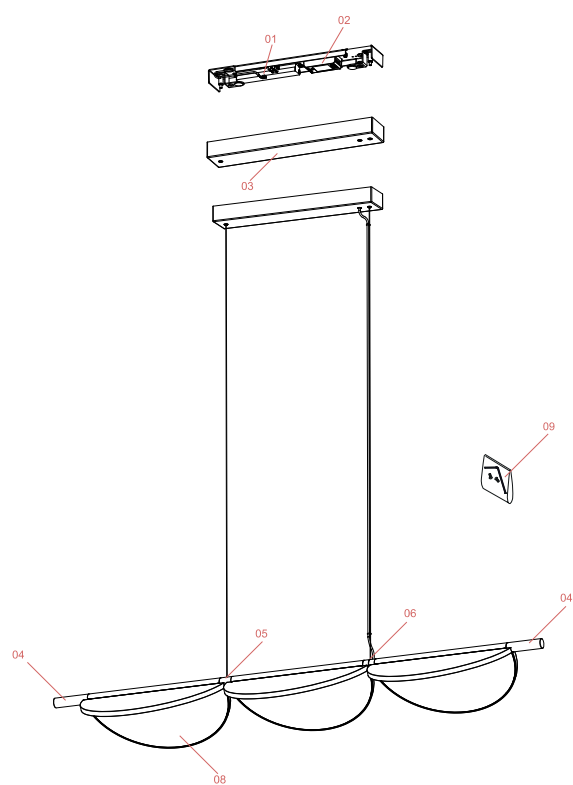
Photometric

Lighting type	Direct
Light distribution	Symmetric
CCT (K)	2700
CRI>	95


Electrical

Insulation class	I
Frequency (Hz)	50/60
Main voltage (Vac)	220-240
Power supply	Integrated
Dimmable	Yes
Power supply type	Dimmable 0-10V, Dimmable Push, Dimmable 1-10V, Dimmable DALI 1
Dimming interface	Remote Dimmable (Dimmer Not Included)
Batteries inside	No

Spare Parts



01.	Driver 96W 48V 220-240V	RF32405
02.	Led dimmer kit	RF34197
04.	Terminal Joint L90 Almendra Nude	RF32775
05.	Assembly Almendra Suspension Wiring & Connections Nude	RF32532
06.	Assembly Almendra Suspension Central Feed Nude	RF32523
08.	Assembly Almendra Suspension Body Nude	RF32516
09.	Kit with screws and allen key	RF3160100



RF32405
Driver 96W 48V 220-240V



RF34197
Led dimmer kit




RF32775
Terminal Joint L90 Almendra
Nude



RF32532
Assembly Almendra Suspension
Wiring & Connections Nude



RF32523
Assembly Almendra Suspension
Central Feed Nude



RF32516
Assembly Almendra Suspension
Body Nude



RF3160100
Kit with screws and allen key