

Smithfield Ceiling Pro

Designed by Jasper Morrison, 2009

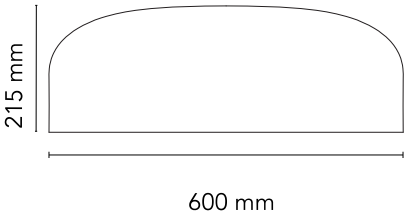


45W - 2791lm - 2700K - CRI> 95

Ceiling-mounted lamp providing direct light. Aluminium body. Available in gloss black, white, matt black, red, green or MUD. Injection-moulded opalescent methacrylate diffuser. Steel wall and ceiling attachment.

Are you a professional and your project needs consulting and support?

BOOK AN APPOINTMENT



Main specifications

EAN	8059607014912
Mounting	Ceiling
Environments	Indoor dry location
Light source type	LED
Light sources included	Yes
LED type	LED Module
Power (W)	45
System power (W)	45
Lumen Output (lm)	2791

Physical

Colour	Red
Length (mm)	600
Net weight (kg)	5.8
Package height (mm)	310
Package width (mm)	710
Package length (mm)	710
Package volume (m3)	0.16
IP internal	20

Download

Mounting instructions [Download PDF](#)

Photometric Files

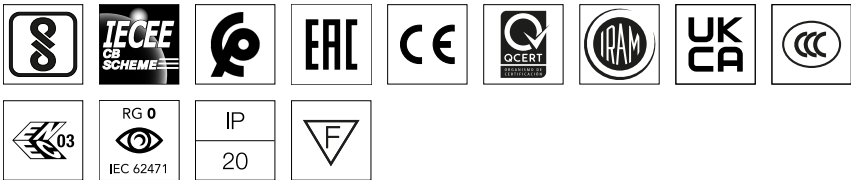
LDT / IES [Download LDT](#)

Technical Drawings

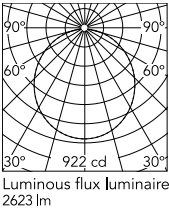
2D [Download ZIP](#)

3D [Download ZIP](#)

[Bim](#) [Download ZIP](#)



Schematic light drawing



Photometric

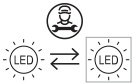
Light distribution	Roto symmetric
CCT (K)	2700
CRI>	95
Extreme cut off	No

Electrical

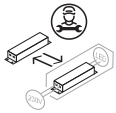
Insulation class	I
Frequency (Hz)	50/60
Main voltage (Vac)	200-240
Power supply	Integrated
Power supply type	Dimmable Push
Batteries inside	No

Ecodesign and Energy Labelling

This product contains a light source of energy efficiency class F

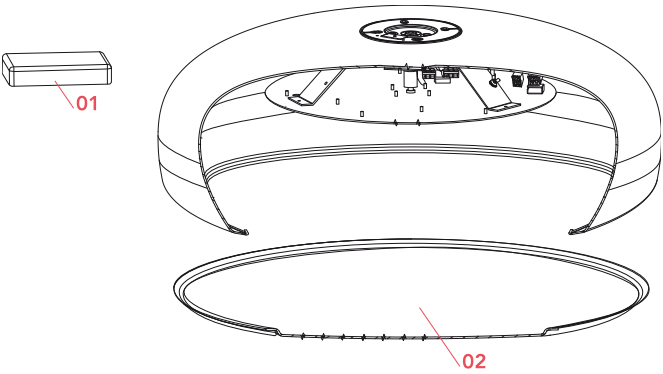


Replaceable (LED only) light source by a professional



Replaceable control gear by a professional

Spare Parts



- | | | |
|-----|---|---------|
| 01. | Smithfield Ceiling Driver 45W
450-1050mA | RF31980 |
| 02. | Methacrylate diffuser | RF19022 |



RF31980

Smithfield Ceiling Driver 45W 450-1050mA



RF19022

Methacrylate diffuser